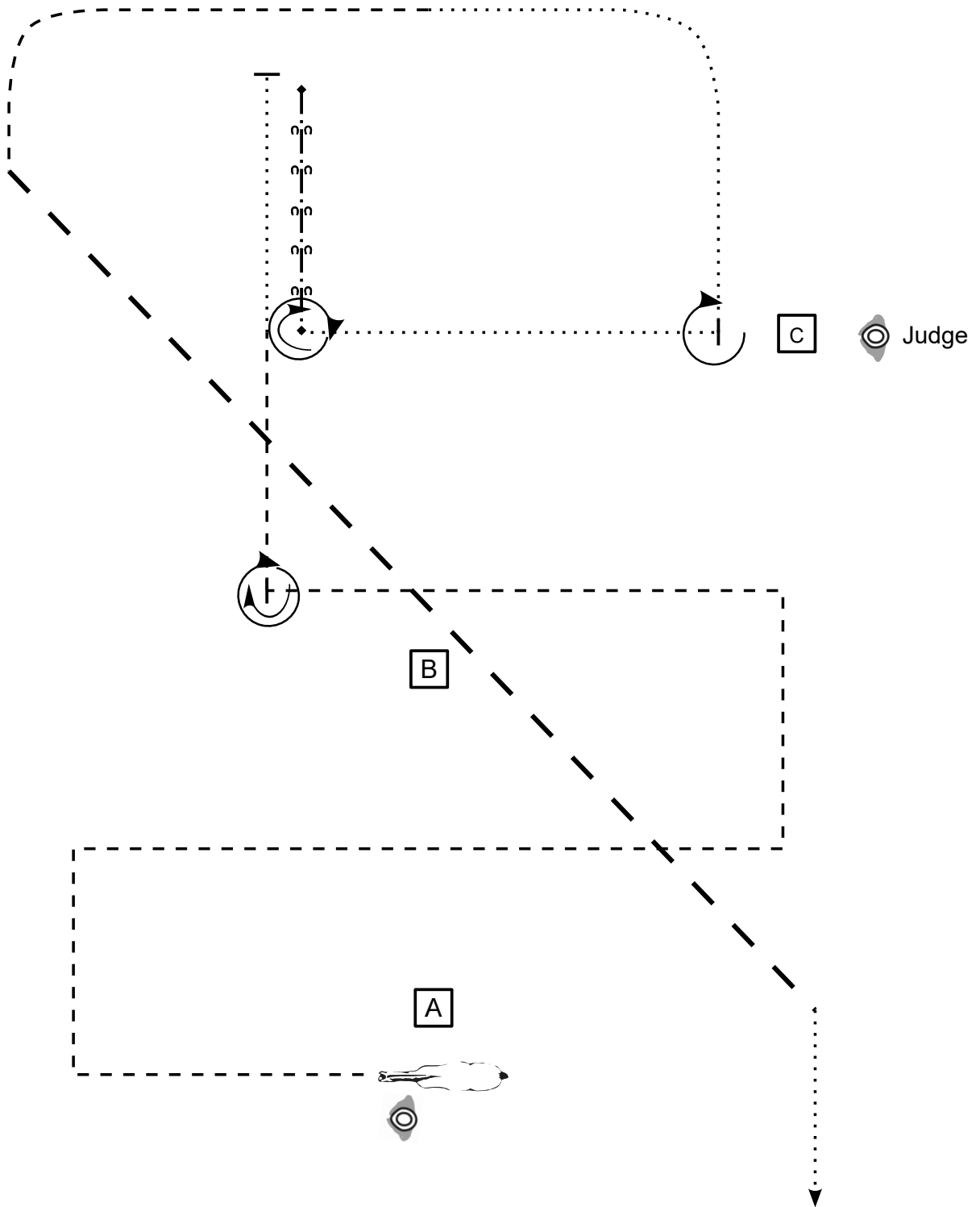


# Showmanship at Halter Q LK 1/2 A/B #1

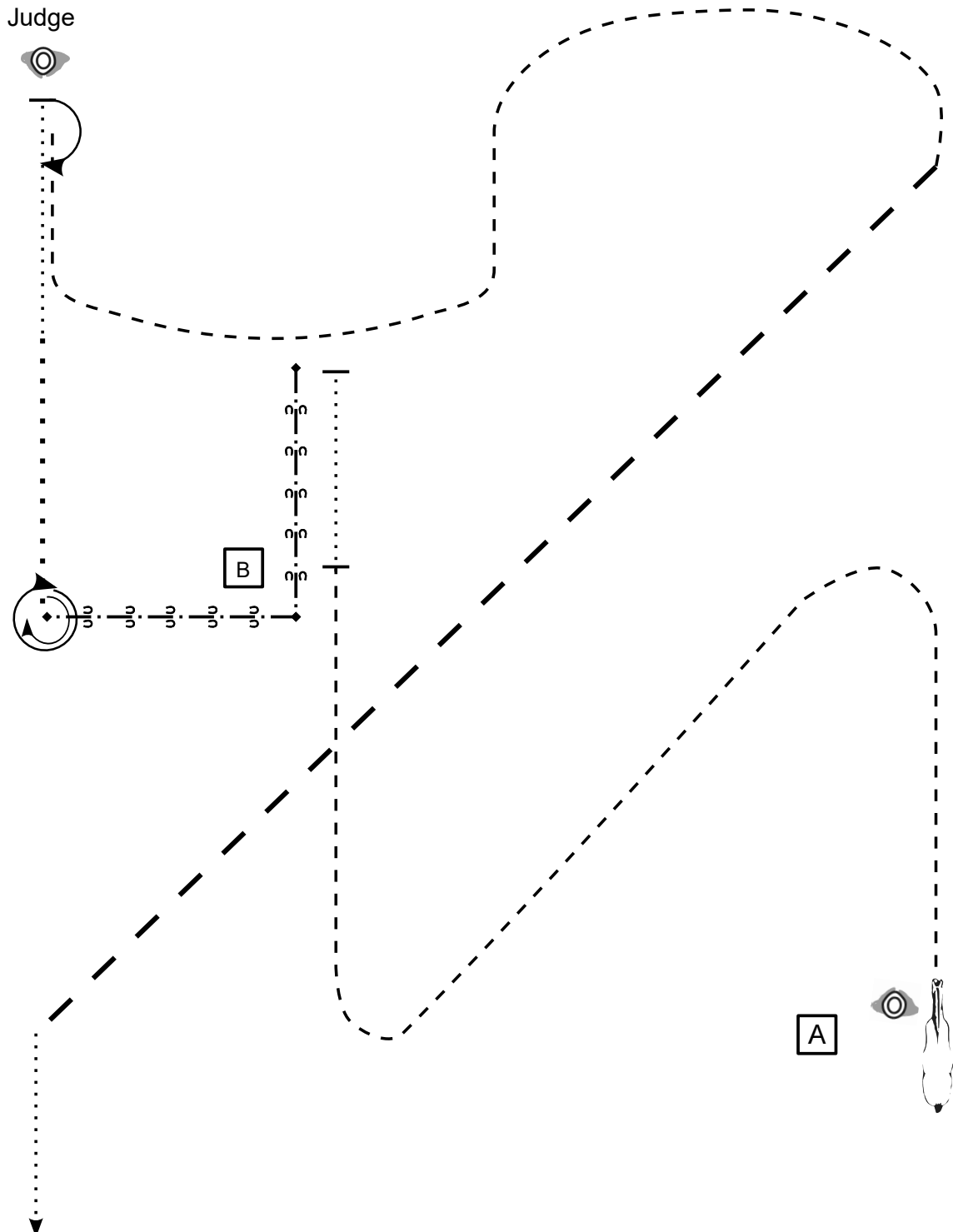


Be ready at A

1. Trot corners and stop past B
  2. 45° turn
  3. Trot and walk straight line, stop
  4. Back straight line
  5. 45° turn, walk, stop
  6. Set up
  7. Inspection
  8. 270° turn, walk, trot
  9. Extended trot
- Walk and leave the arena

- |   |           |
|---|-----------|
| <span style="border: 1px solid black; padding: 2px;">A</span> | Marker    |
| .....   | Walk      |
| -----   | Trot      |
| -----   | ext. Trot |
| ← <sub>2</sub> → <sub>3</sub> → <sub>3</sub>                  | Back up   |

# Showmanship at Halter Q LK 1/2 A/B #2



Be ready at A

1. Trot straight lines
  2. Stop, short set up
  3. Walk, stop, back up
  4. 630° turn
  5. Extended walk, walk, stop
  6. Set up
  7. Inspection
  8. 180° turn, trot serpentine
  9. Extended trot
- Walk and leave the arena

A

Marker

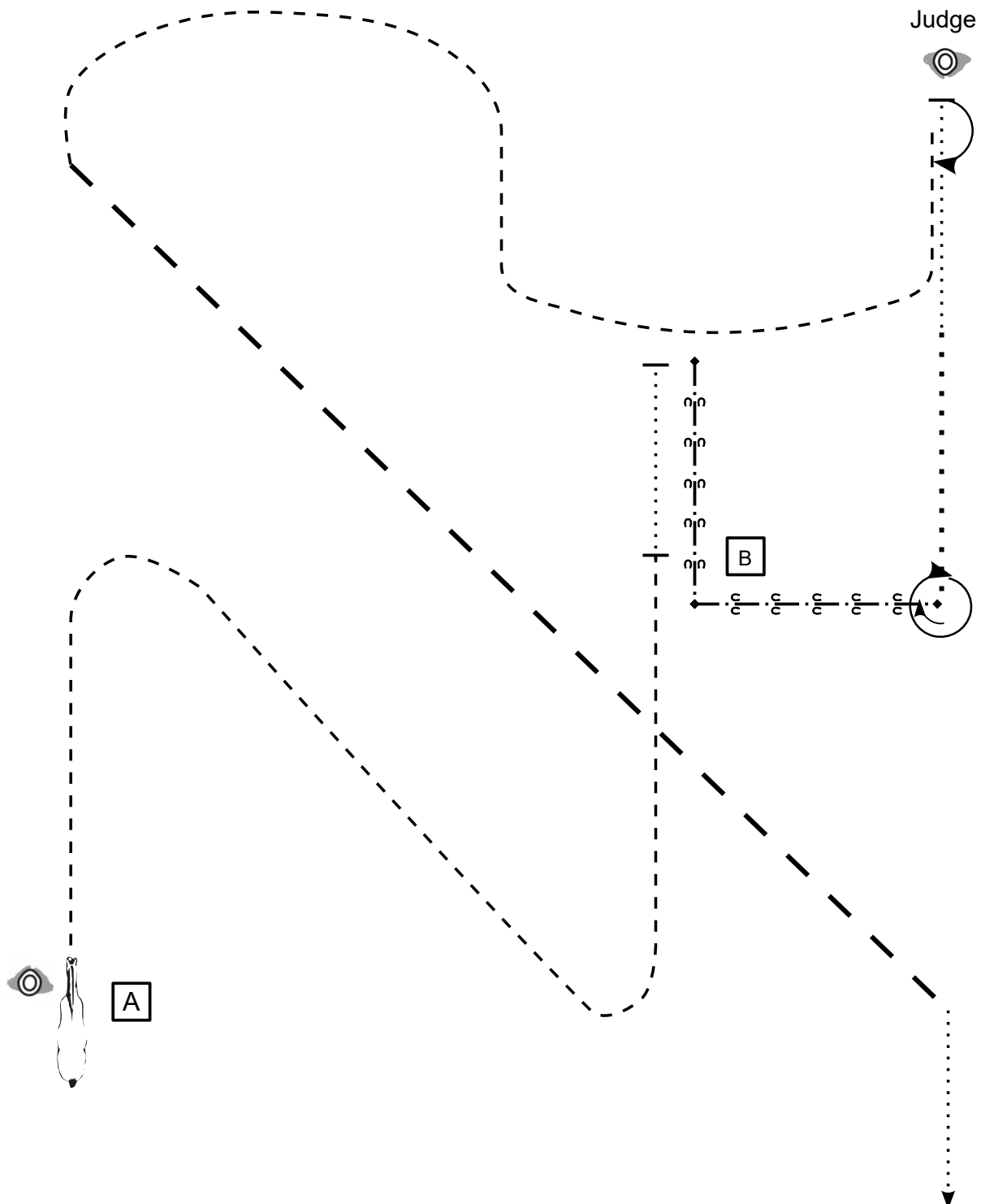
..... Walk

- - - - - Trot

- - - - - ext. Trot

←↺ →↻ ↻↺ Back up

# Showmanship at Halter Q LK 1/2 A/B #3

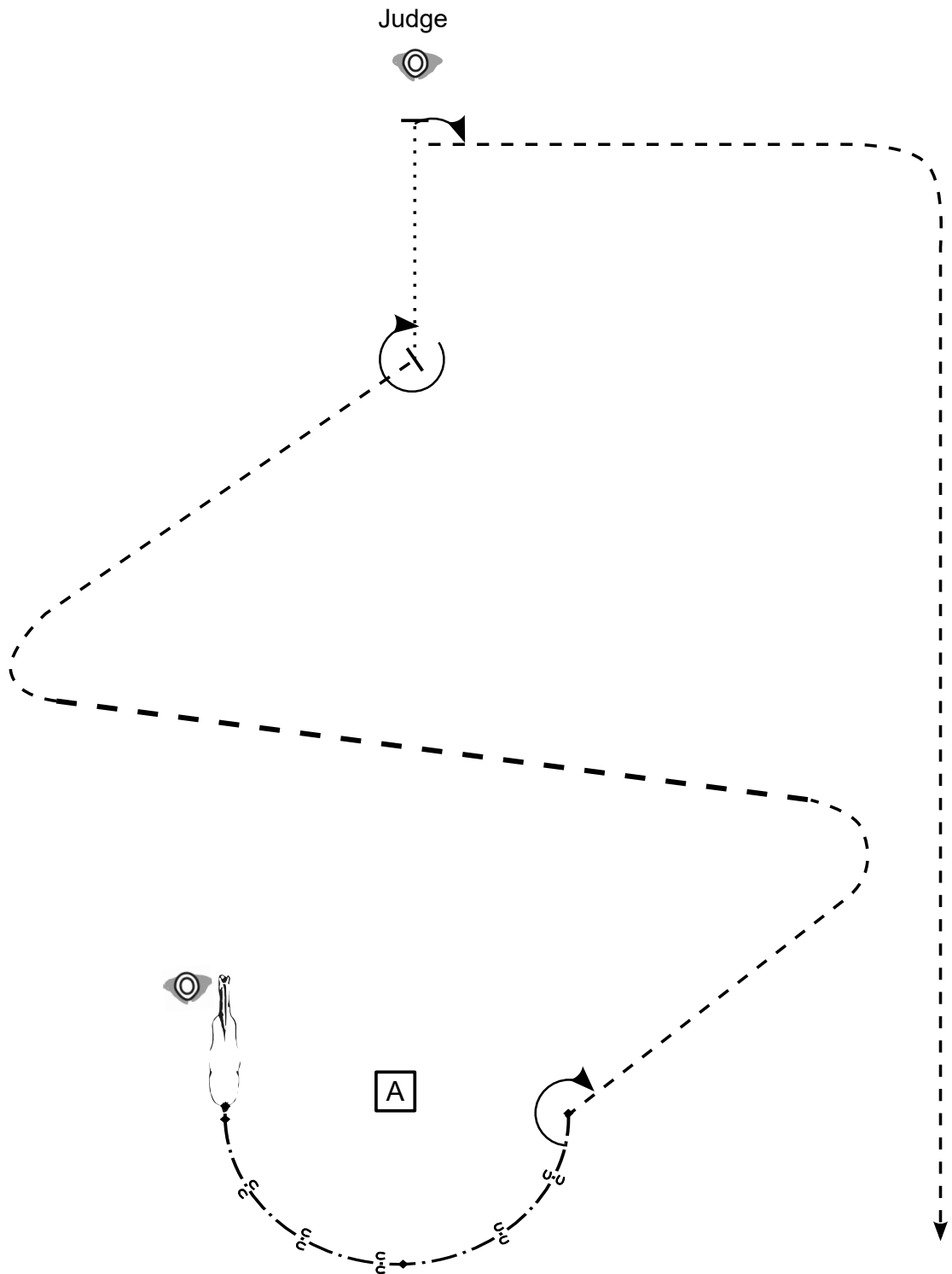


Be ready at A

1. Trot straight lines
  2. Stop, short set up
  3. Walk, stop, back up
  4. 450° turn
  5. Extended walk, walk, stop
  6. Set up
  7. Inspection
  8. 180° turn, trot serpentine
  9. Extended trot
- Walk and leave the arena

- |   |           |
|---|-----------|
| <span style="border: 1px solid black; padding: 2px;">A</span> | Marker    |
| .....   | Walk      |
| - - - - -   | Trot      |
| - - - - -   | ext. Trot |
| ← <sub>2</sub> · → <sub>3</sub> — <sub>3</sub> →              | Back up   |

# Showmanship at Halter Q LK 1/2 A/B #4

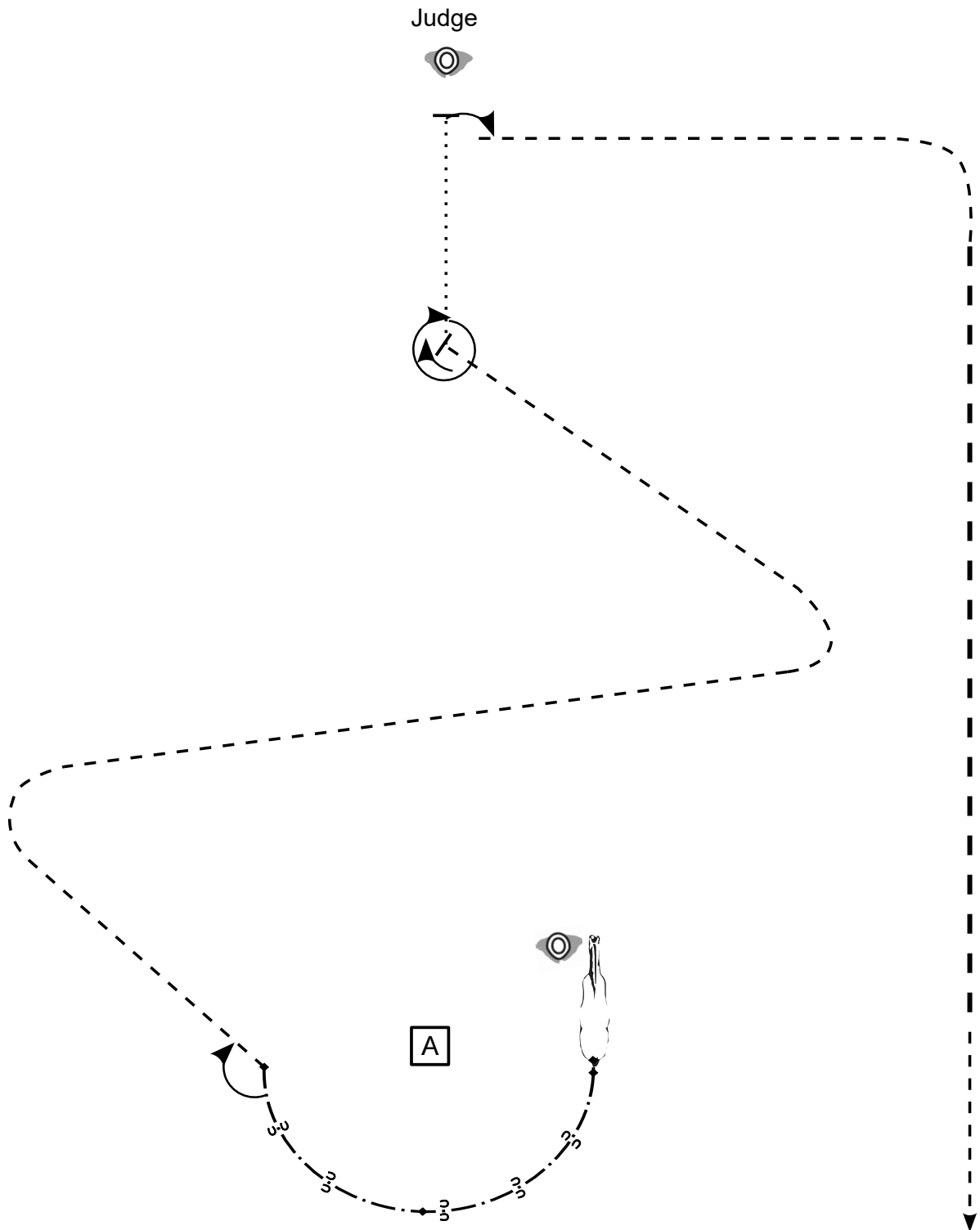


Be ready - hindquarters even with marker

1. Back up
  2. 225° turn
  3. Trot straight lines
  4. Extended trot, trot, stop
  5. 315° turn
  6. Walk, stop
  7. Set up
  8. Inspection
  9. 90° turn, trot
- Trot and leave the arena

- |  |           |
|--|-----------|
| A  | Marker    |
| .....  | Walk      |
| -----  | Trot      |
| -----  | ext. Trot |
| ← <sub>3</sub> · → <sub>3</sub> — <sub>3</sub> → | Back up   |

# Showmanship at Halter Q LK 1/2 A/B #5

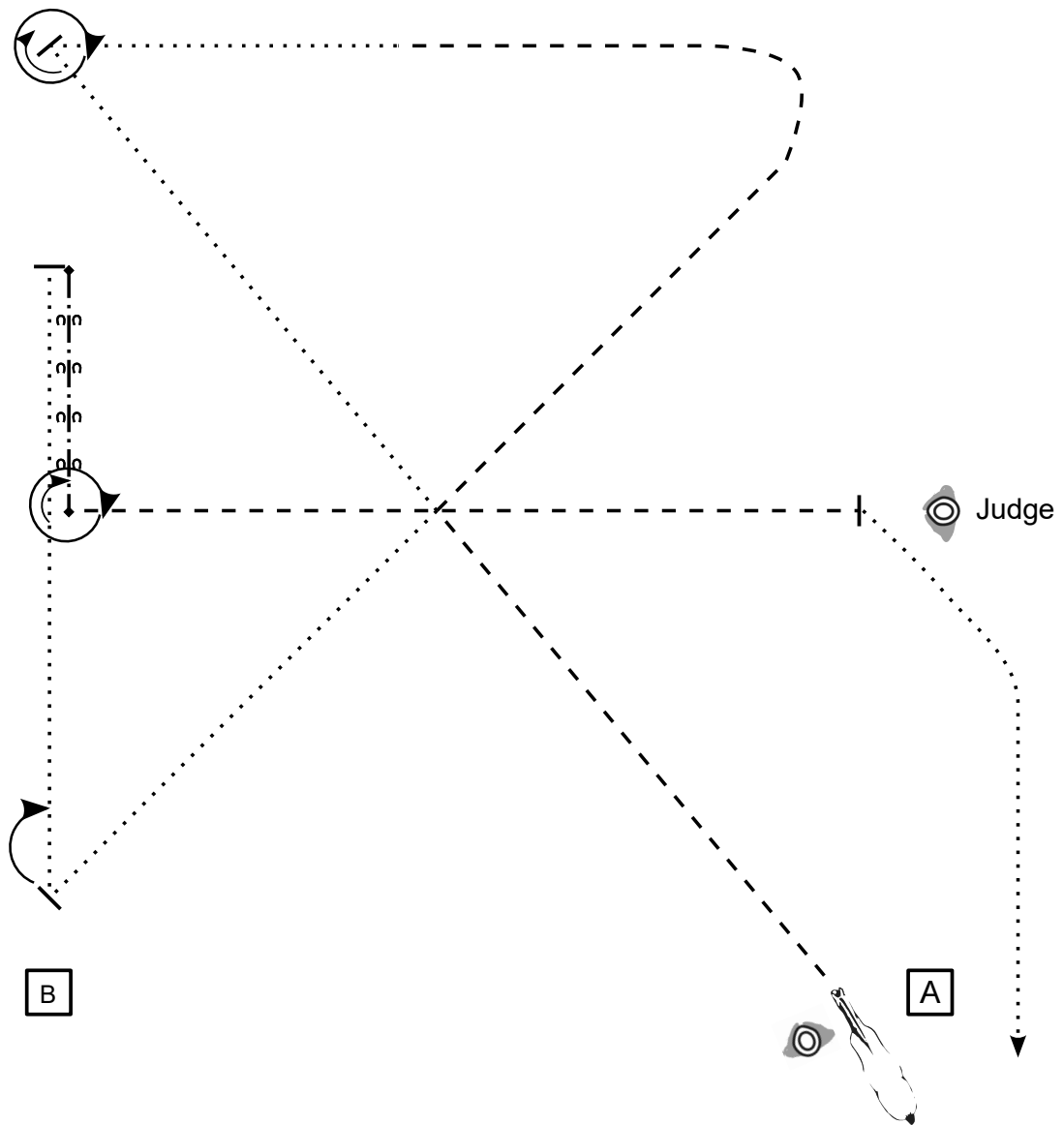


Be ready - hindquarters even with marker

1. Back up
  2. 135° turn
  3. Trot straight lines, stop
  4. 405° turn
  5. Walk, stop
  6. Set up
  7. Inspection
  8. 90° turn, trot
  9. Extended trot
- Trot and leave the arena

- |  |           |
|--|-----------|
| A  | Marker    |
| .....  | Walk      |
| -----  | Trot      |
| -----  | ext. Trot |
| ← <sub>3</sub> → <sub>3</sub> → <sub>3</sub> | Back up   |

# Showmanship at Halter Q LK 1/2 A/B #6

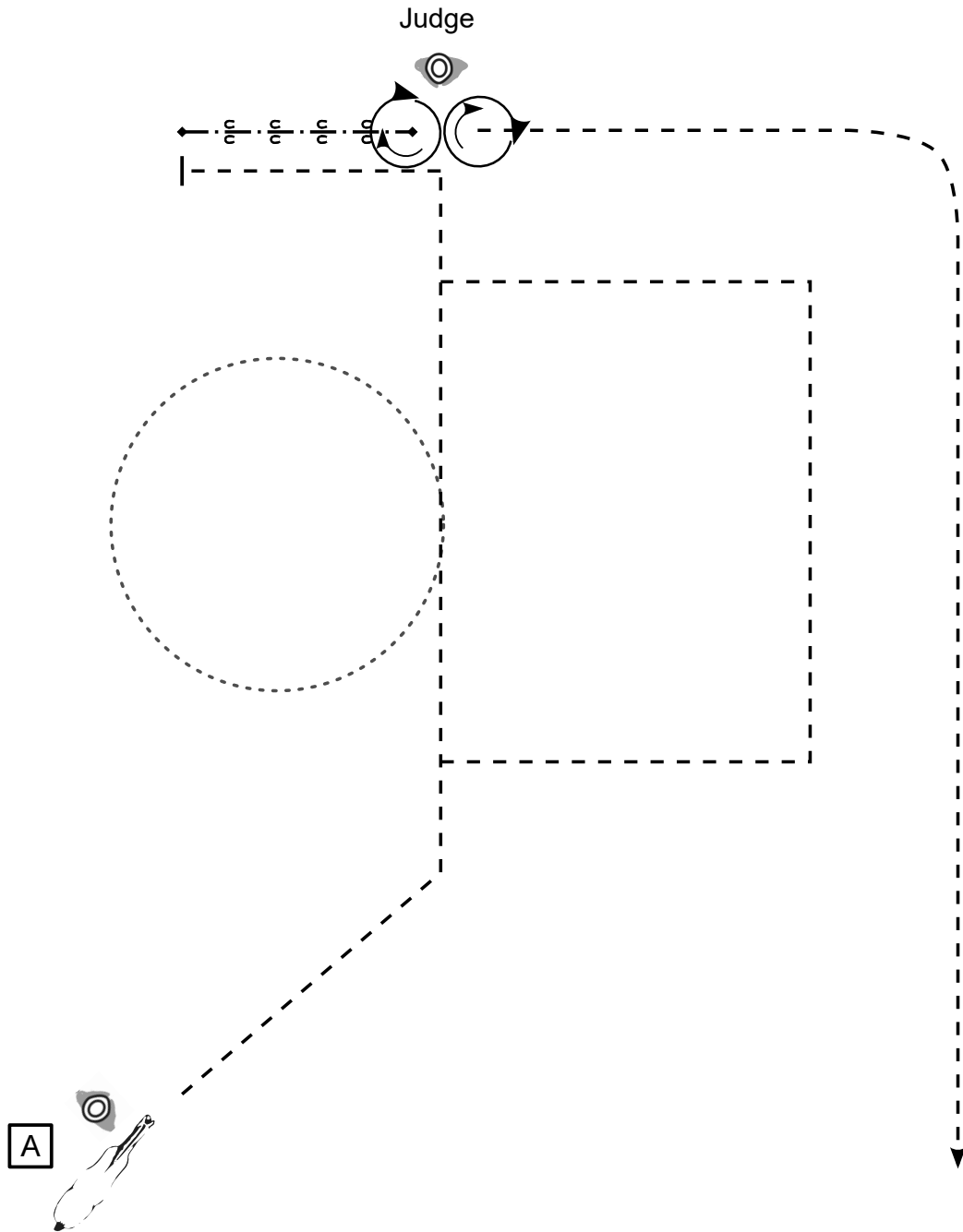


Be ready at A

1. Trot and walk straight line, stop
  2. 495° turn
  3. Walk, trot, walk, stop
  4. 135° turn
  5. Walk, stop, back up
  6. 450° turn
  7. Trot, stop
  8. Set up
  9. Inspection
- Walk and leave the arena

- |   |           |
|---|-----------|
| [A]   | Marker    |
| .....   | Walk      |
| - - - - -   | Trot      |
| - - - - -   | ext. Trot |
| ← <sub>2</sub> → <sub>3</sub> ← <sub>2</sub> → <sub>3</sub> | Back up   |

# Showmanship at Halter Q LK 1/2 A/B #7

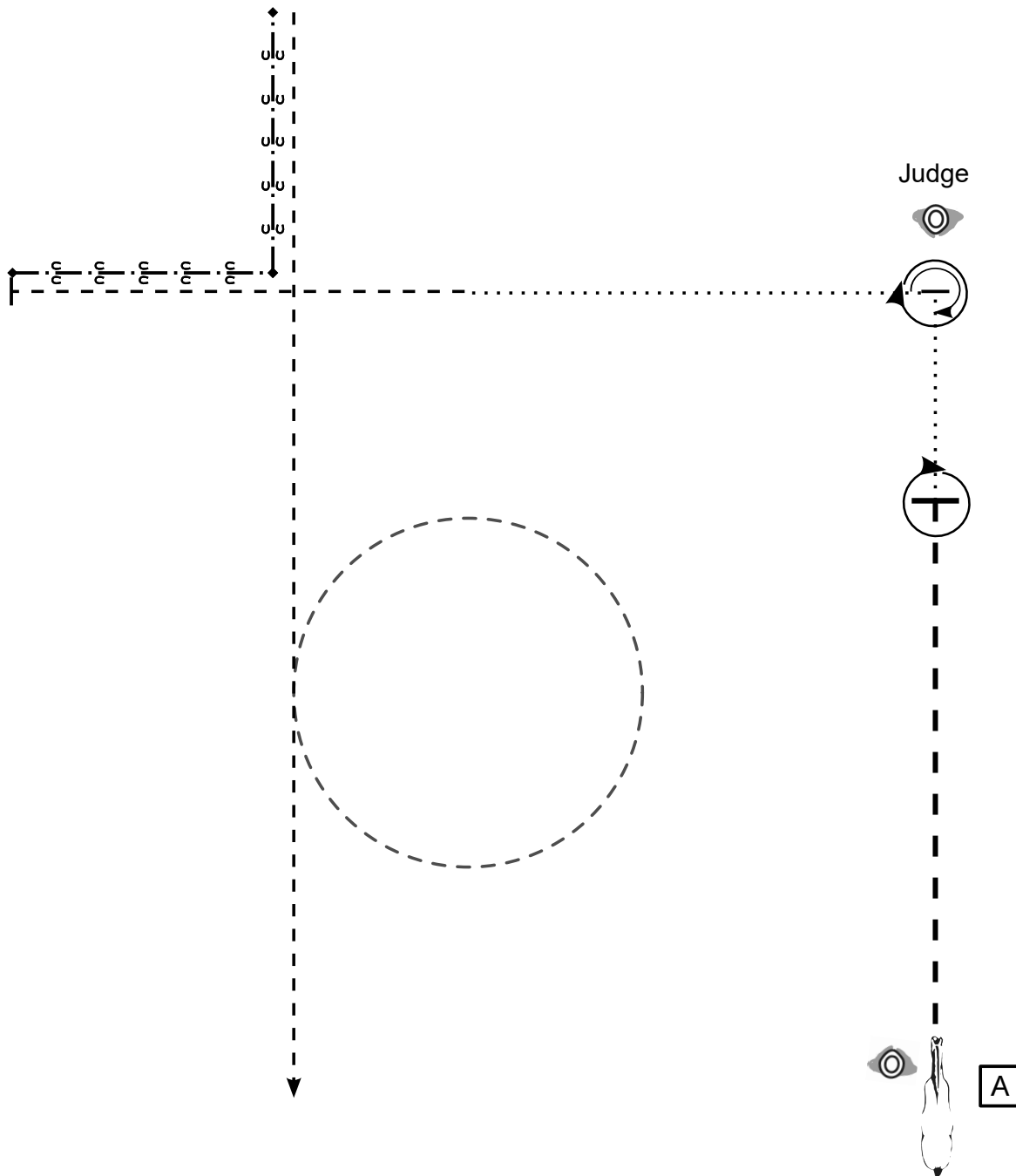


Be ready at A

1. Trot straight lines
  2. Walk circle
  3. Trot square and trot corner, stop
  4. Back up
  5. 45° turn
  6. Set up
  7. Inspection
  8. 45° turn
- Trot and leave the arena

- |   |           |
|---|-----------|
| <span style="border: 1px solid black; padding: 2px;">A</span> | Marker    |
| .....   | Walk      |
| - - - - -   | Trot      |
| - - - - -   | ext. Trot |
| ← <sub>3</sub> · → <sub>3</sub> — <sub>3</sub> →              | Back up   |

# Showmanship at Halter Q LK 1/2 A/B #8



Be ready at A

1. Extended trot, stop
  2. 360° turn
  3. Walk straight to judge, stop
  4. Set up
  5. Inspection
  6. 630° turn
  7. Walk, trot, stop
  8. Back up
  9. Trot circle
- Trot and leave the arena

A

Marker

..... Walk

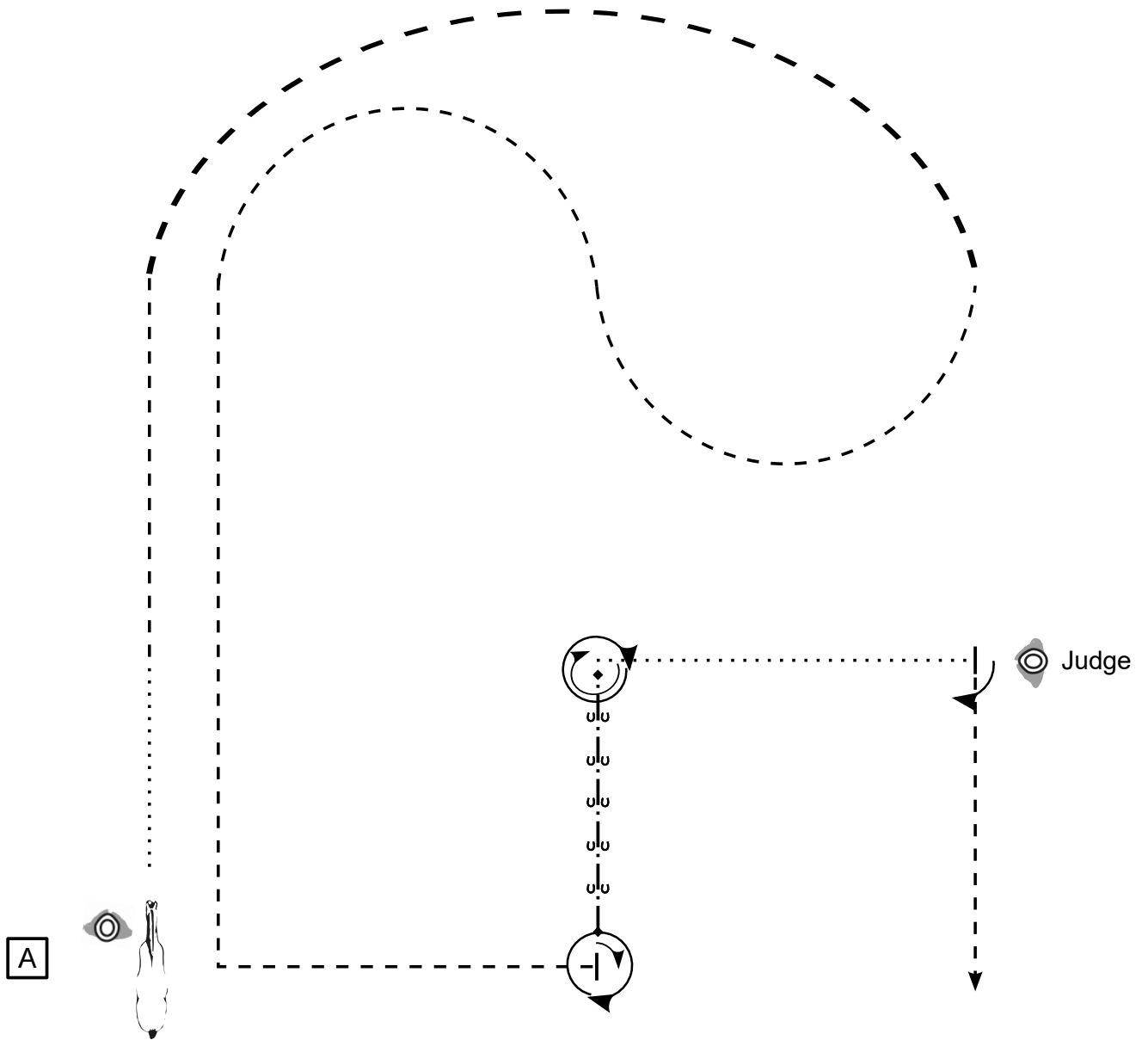
- - - - - Trot

- - - - - ext. Trot

←<sub>2</sub> →<sub>3</sub> ←<sub>2</sub> →<sub>3</sub> Back up



# Showmanship at Halter Q LK 1/2 A/B #9

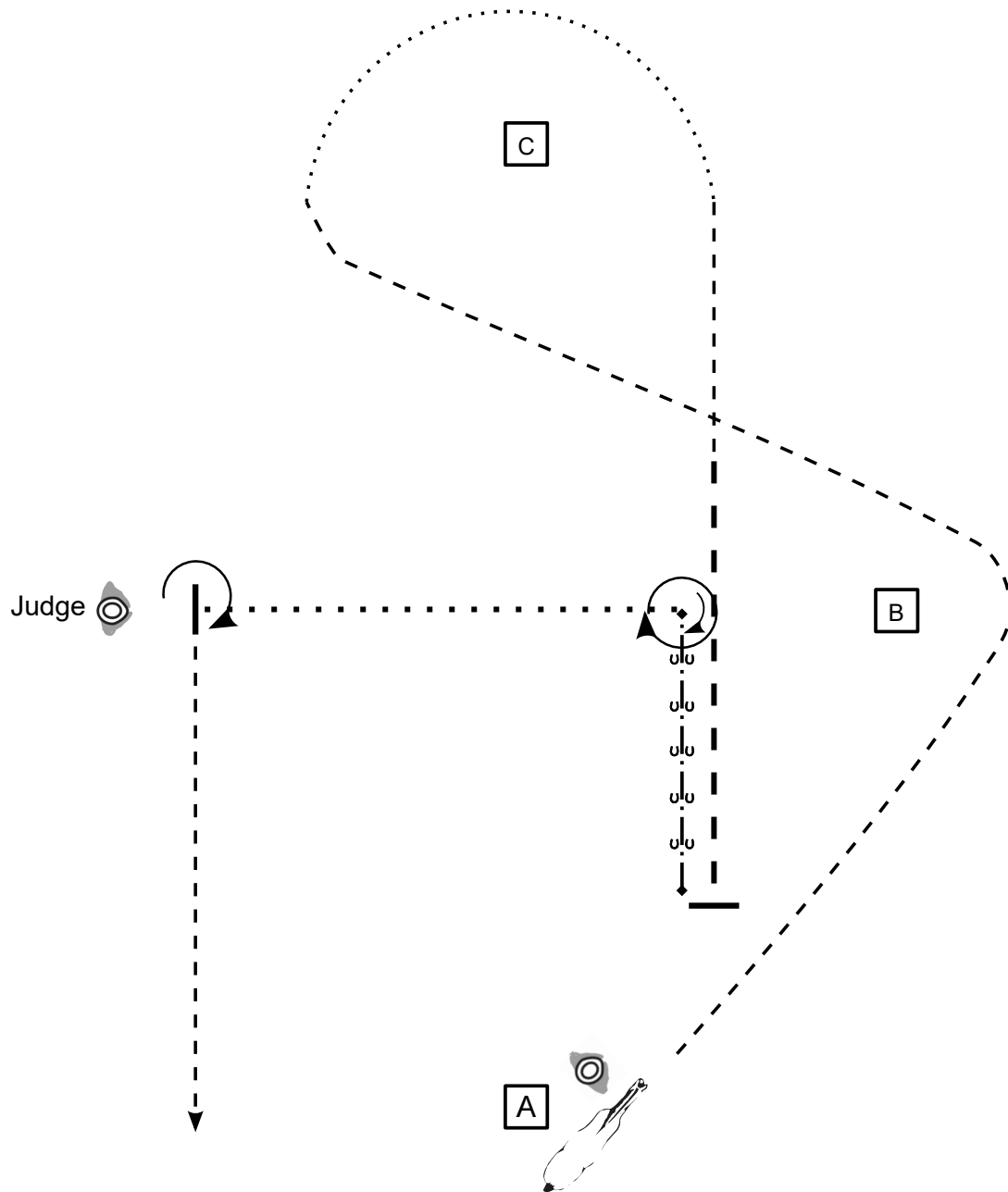


Be ready at A

1. Walk straight line, trot
  2. Extended trot
  3. Trot serpentines and corner, stop
  4. 450° turn
  5. Back up straight line
  6. 630° turn, walk, stop
  7. Set up
  8. Inspection
  9. 90° turn, trot
- Trot and leave the arena

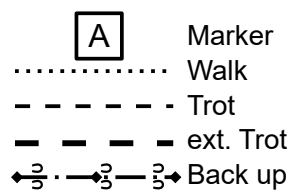
- |  |           |
|--|-----------|
| A  | Marker    |
| .....  | Walk      |
| -----  | Trot      |
| -----  | ext. Trot |
| ← <sub>2</sub> · → <sub>3</sub> — <sub>3</sub> → | Back up   |

# Showmanship at Halter Q LK 1/2 A/B #10

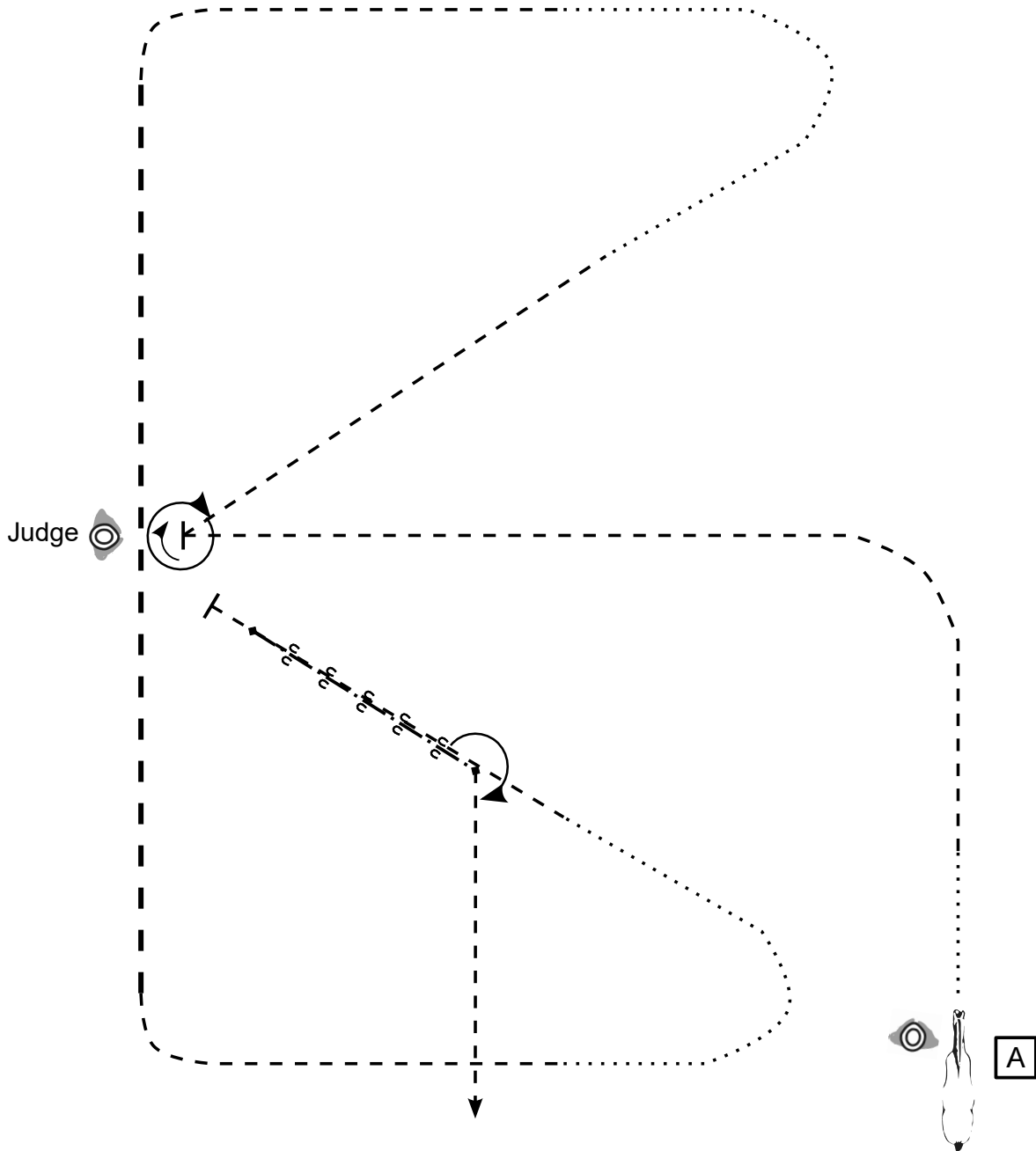


Be ready at A

1. Trot around marker B
  2. Walk around marker C
  3. Trot, extended trot, stop
  4. Back up straight line
  5. 450° turn
  6. Extended walk, stop
  7. Set up
  8. Inspection
  9. 270° turn, trot
- Trot and leave the arena



# Showmanship at Halter Q LK 1/2 A/B #11

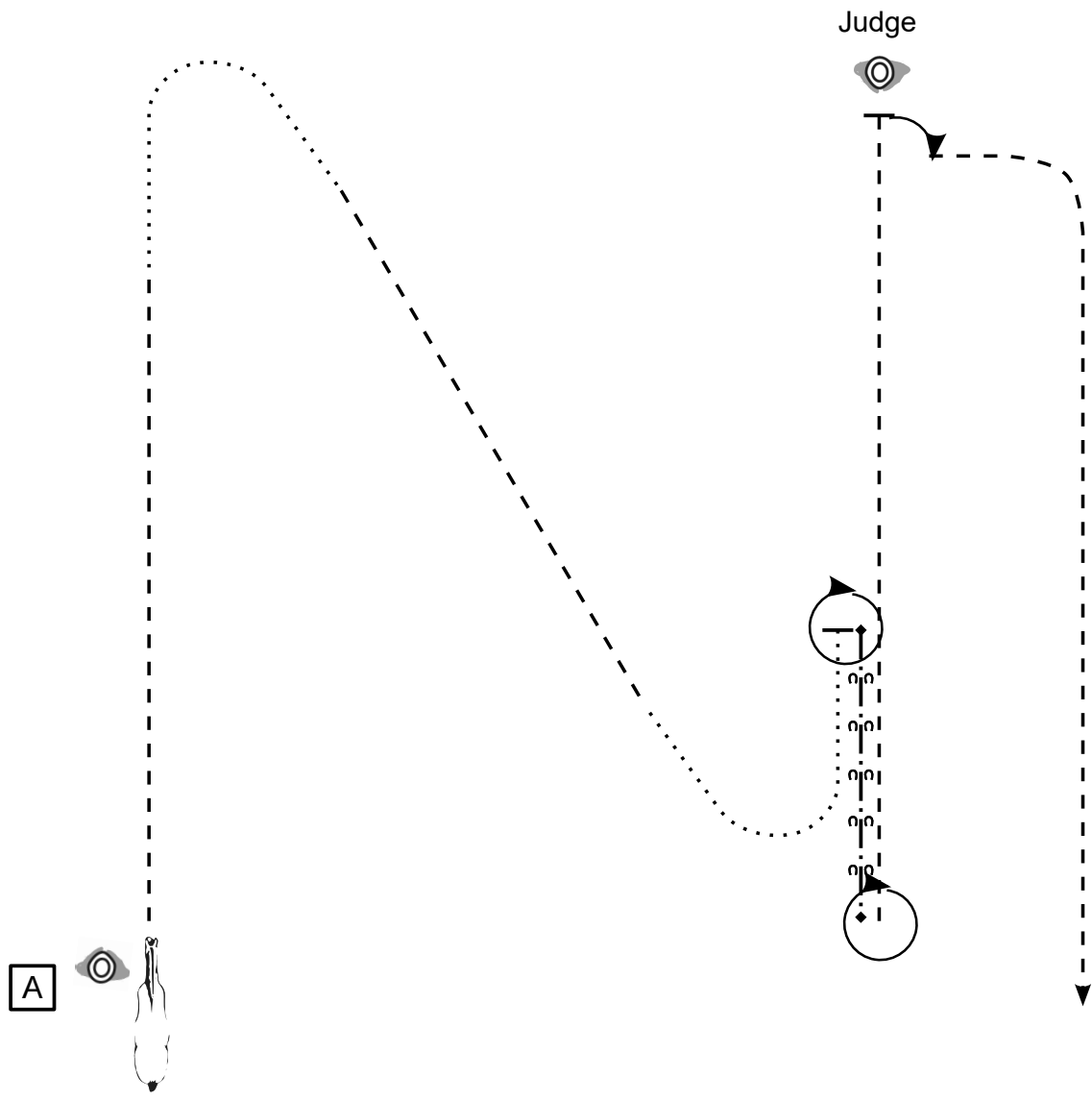


Be ready at A

1. Walk, trot, stop
  2. Set up
  3. Inspection
  4. 495° turn
  5. Trot, walk, trot
  6. Extended trot
  7. Trot, walk, trot, stop
  8. Back up straight line
  9. 225° turn, trot
- Trot and leave the arena

- |   |           |
|---|-----------|
| <span style="border: 1px solid black; padding: 2px;">A</span> | Marker    |
| .....   | Walk      |
| -----   | Trot      |
| -----   | ext. Trot |
| ← <sub>2</sub> → <sub>3</sub> → <sub>3</sub>                  | Back up   |

# Showmanship at Halter Q LK 1/2 A/B #12



Be ready at A	
1. Trot straight line, walk	
2. Trot, walk, stop	
3. 360° turn	
4. Back up straight line	
5. 360° turn	
6. Trot straight line, stop	
7. Set up	
8. Inspection	
9. 90° turn, trot	
Trot and leave the arena	

A	Marker
.....	Walk
-----	Trot
- - - - -	ext. Trot
← <sub>2</sub> · → <sub>3</sub> — <sub>3</sub> →	Back up