

# **Patternbook**

**EWU  
Landesmeisterschaft  
Rheinland-Pfalz & Saarland**

**13.8. - 15.8.2021**

# Patternliste Landesmeisterschaft Rheinland-Pfalz & Saarland Zeiskam 2021

## Showmanship at Halter

C - LK 4/5	#PDF
C - LK 3	#PDF
B - LK 3/4	#PDF
LK 1/2 A/B	#5
M LK 1/2 A/B	#8

## Western Horsemanship

C - LK 4/5 A/B	#PDF
C - LK 3 A/B	#PDF
WT	#PDF
B - LK 3 A/B	#PDF
B - LK 4 A/B	#PDF
LK 1/2 A/B	#PDF
M LK 1/2 A/B	#1

## Trail Set #

C - LK 5 A/B	Set 4 #16
C - LK 4	Set 4 #16
C - LK 3	Set 4 #11
Trail in Hand	Set 4 #18
WT TH	#PDF
FZ TH	#PDF
B - LK 3 A	Set 4 #7
B - LK 4 A	Set 4 #14
B - LK 3/4 B	Set 4 #14
LK 1/2 jun	Set 4 #11
LK 1/2 A/B sen	Set 4 #2
M LK 2/1 jun	Set 4 #9
M LK 2/1 A/B sen	Set 4 #4

## Western Riding

C - LK 3 A/B	fällt aus
B - LK 3 A/B	#8
LK 1/2 A sen	#4
LK 1/2 B sen	#4
LK 1/2 jun	#8
M LK 1/2 jun	#15
M LK 1/2 B	#12
M LK 1/2 A sen	#12

## Reining

C - LK 4 A/B	#15
C - LK 3 A/B	#6
B - LK 3 A/B	#8
B - LK 4 A/B	#14
LK 1/2 A sen	#10
LK 1/2 B sen	#10
LK 1/2 jun	#8

M LK 1/2 jun	#6
M LK 1/2 B	#8
M LK 1/2 A sen	#9

### **Superhorse**

LK 1/2 A sen	#4
LK 1/2 B sen	#4
M LK 1/2 A/B sen	#1

### **Ranch Riding**

C - LK 5 A/B	#32
C - LK 4A/B	#32
C - LK 3 A/B	#24
WT	#PDF
B - LK 3 A /B	#18
B - LK 4 A/B	#25
LK 1/2 A /B sen	#2
LK 1/2 jun	#13
M LK 1/2 jun	#15
M LK 1/2 B	#1
M LK 1/2 A sen	#1

### **Jungpferde TH**

4j.	#6
5j.	#6
6j.	#7

### **Jungpferde BA**

4j.	#5
5j.	#5
6j.	#6

### **Jungpferde RN**

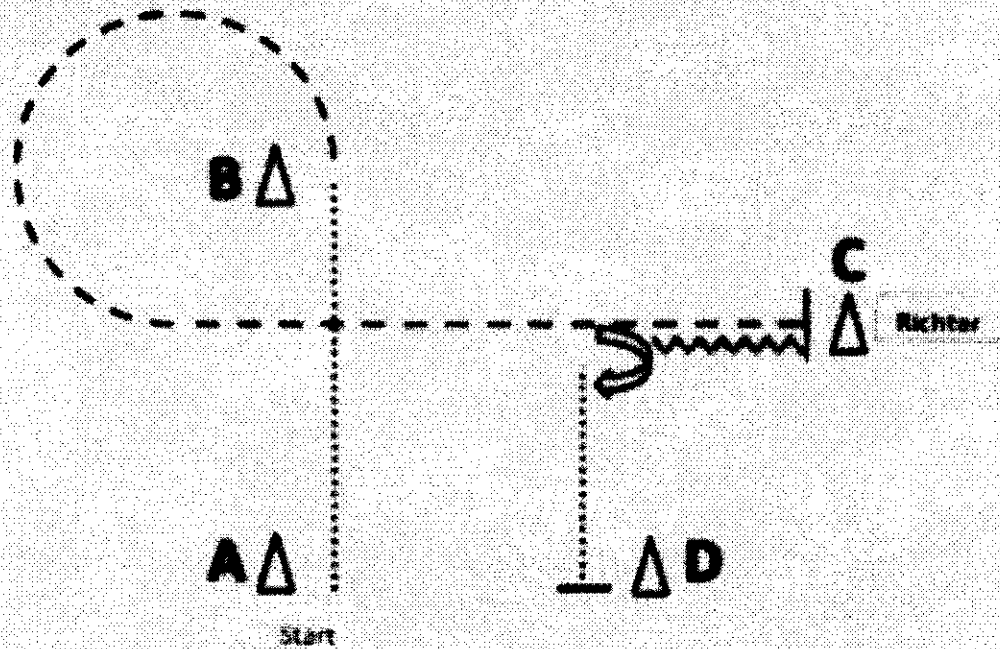
4j.	#1
5j.	#1
6j.	#3

### **Youngstars**





YS Ch 6. und 7j.	#3
YS RN 6. und 7j.	#6

-C-

# LK 4/5 A/B SHOWMANSHIP

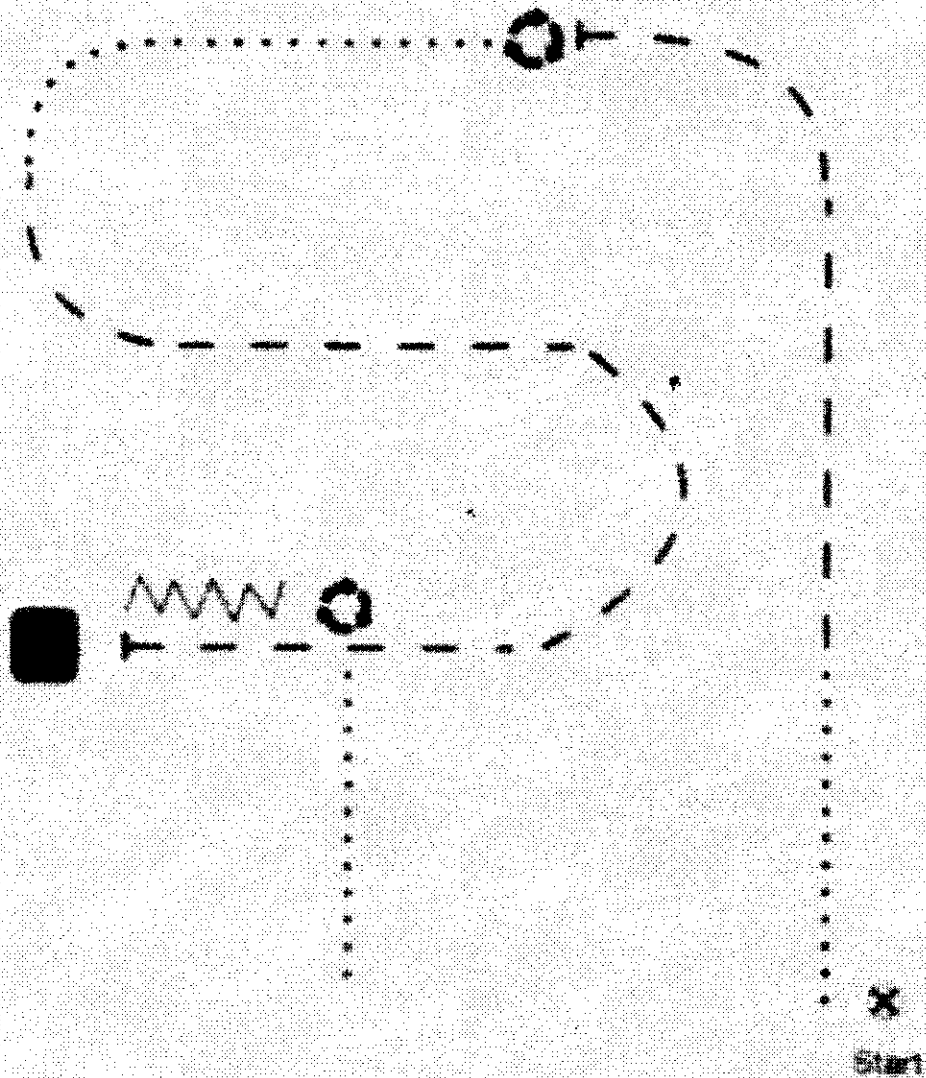


- 1 von A nach B im Schritt
- 2 Bei B Trab
- 3 3/4 volte links um B
- 4 Bei C Halt
- 5 Set Up vor dem Richter
- 6 Nach dem Set Up Rückwärtsrichten
- 7 90° Hinterhandwendung rechts
- 8 Schritt zu D, bei D Halten, Grüßen

-  Back up
-  Schritt
-  Trab
-  Galopp



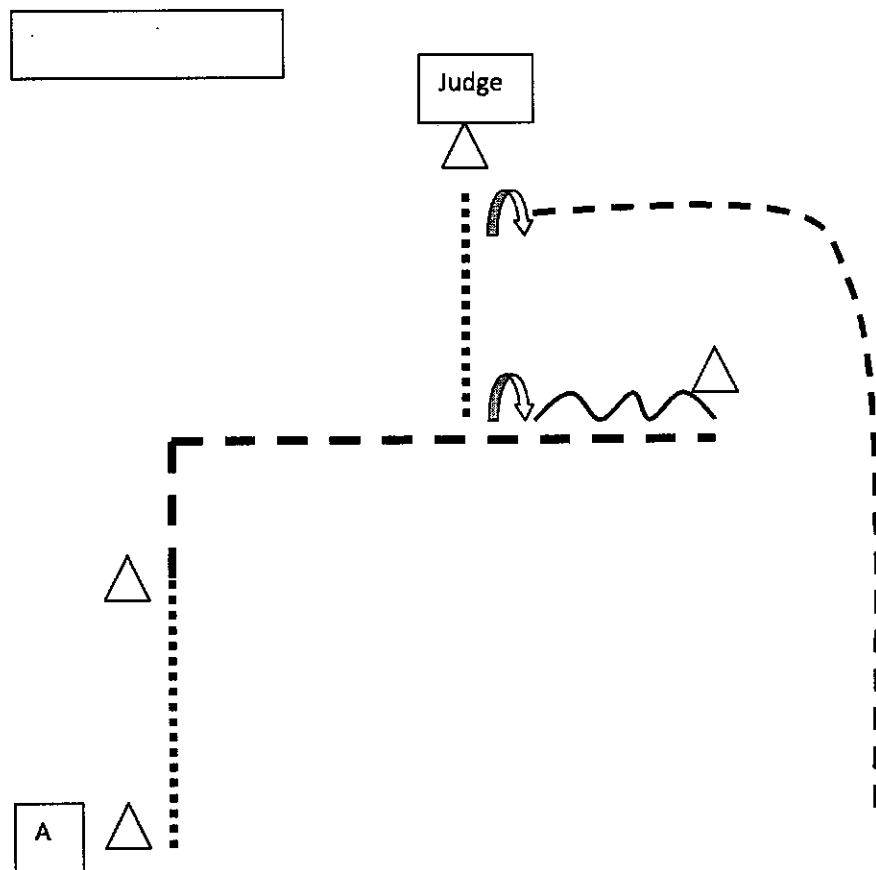
# LK 3 SHOWMANSHIP



- 
1. Walk, trot stop
  2. 360° turn
  3. Walk, trot serpentine stop
  4. Set up for inspection
  5. Back 2 horse lengths
  6. 630° turn and walk out

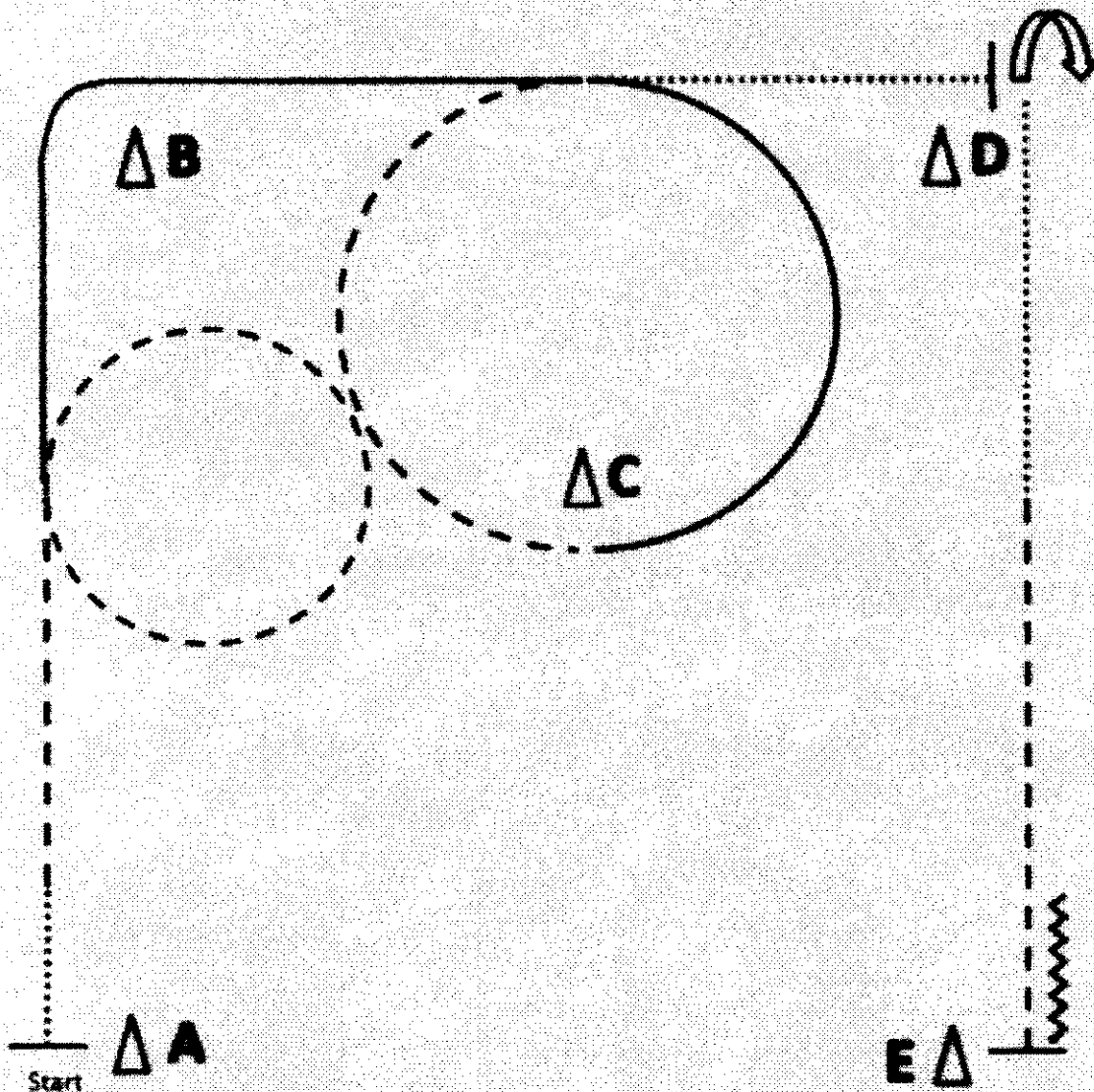

# SSH LK 3/4

# -3-



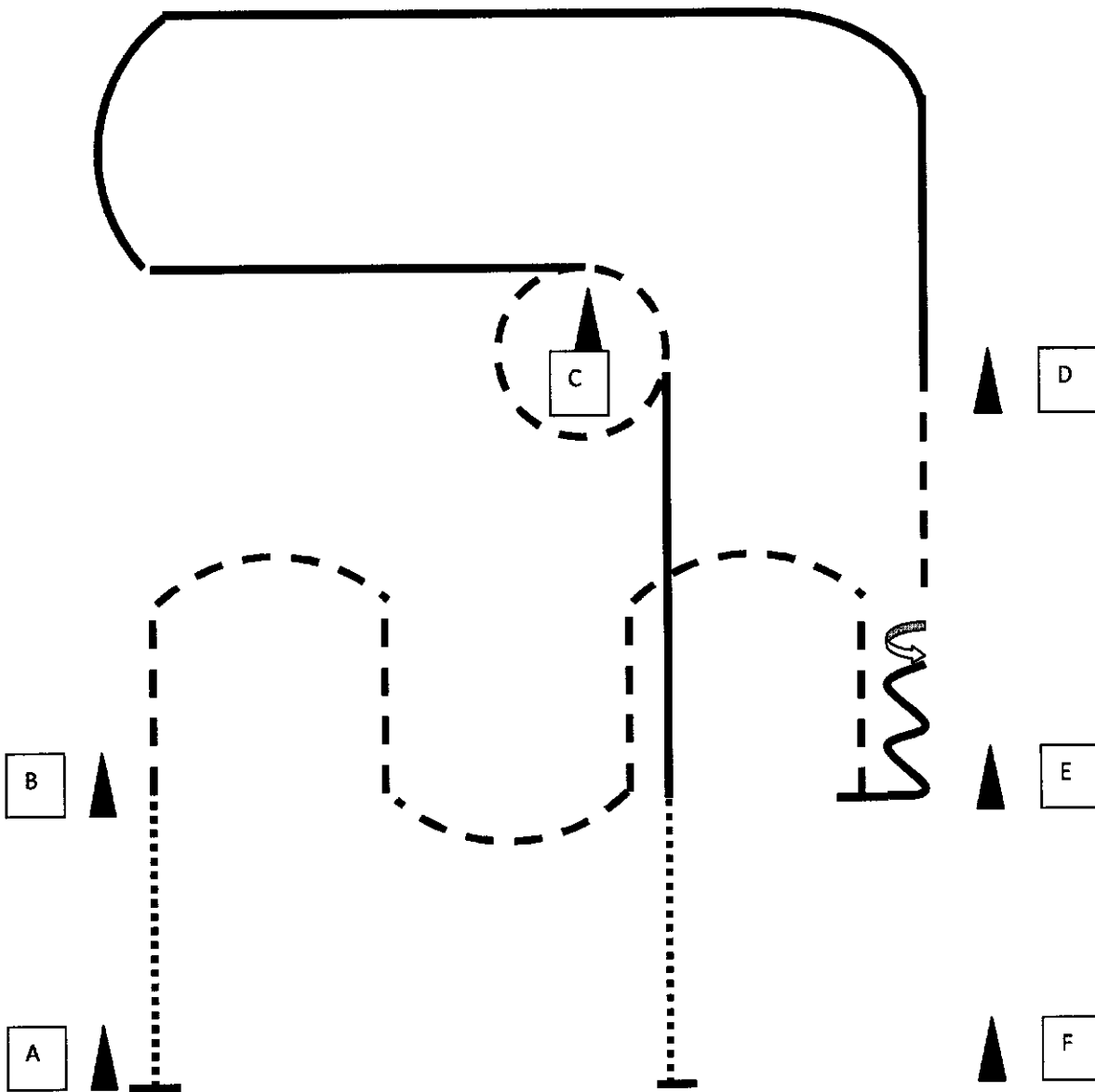
- Be ready at A
1. Walk, jog a corner
  2. Stop, Back
  3. Perform a 270° turn right,
  4. walk
  5. Set up
  6. Inspection
  7. When dismissed, perform a 90° turn right, exit the arena in Jog

# LK 4/5 WHS



1. im Schritt anreiten
2. Antraben
3. Trab-volte auf Höhe C, danach rechts angaloppieren
4. im Galopp um B bis C
5. Bei C durchparieren zum Trab
6. Durchparieren zum Schritt
7. D Halten, 1/4 Turn nach rechts
8. Schritt, auf Höhe C antraben
9. E Halten, Back up, Gruß

- Back up
- Schritt
- Trab
- Galopp

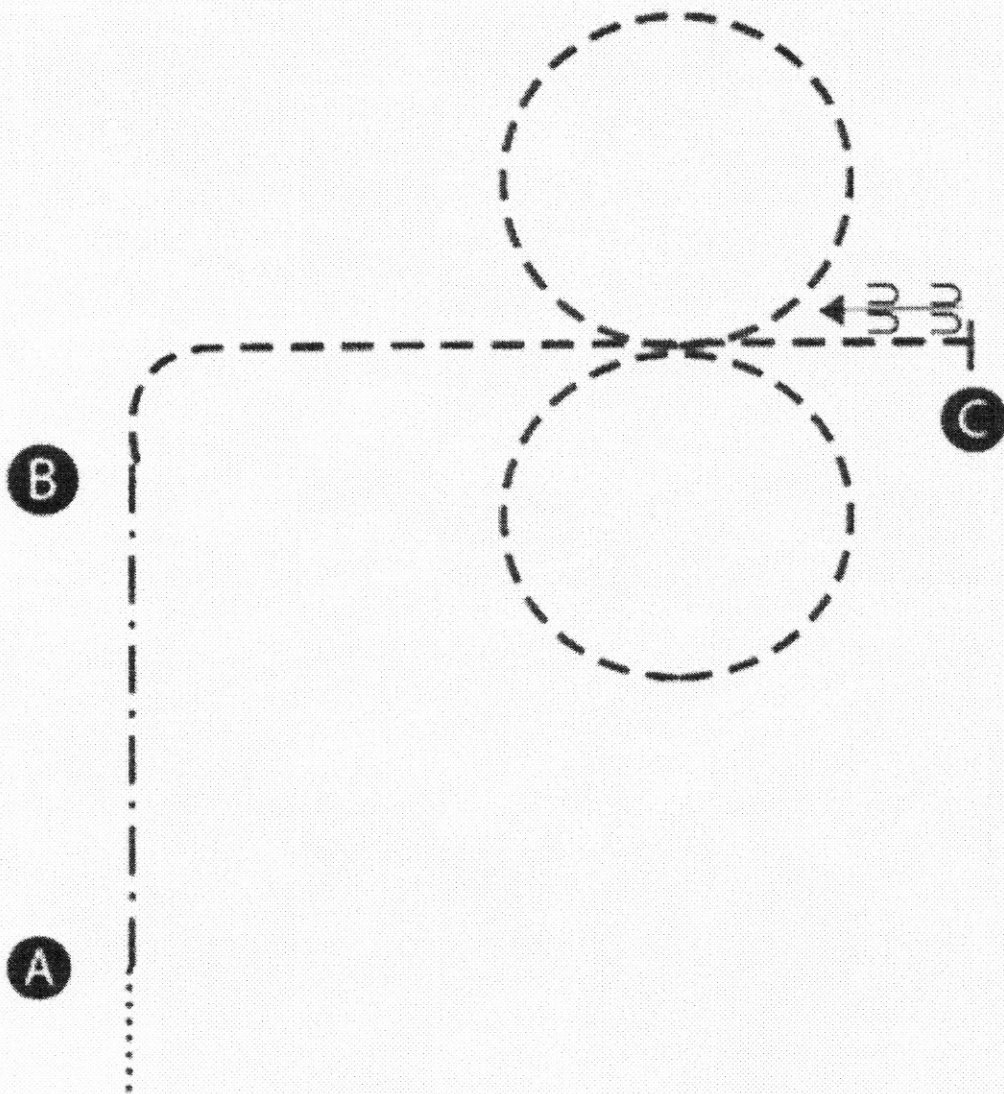


1. Bei A aus dem Stand Walk bis B
2. Jog Bögen bis E
3. Stop, Back
4. HHW 180° (opt. re/li)
5. Jog bis D, Lope left
6. Kleine Jogvolte um C
7. Lope right bis E
8. Walk bis F, Stop



# W H S

## Pattern 5 Walk Trot



Ready before A

1 Walk to A

2 Sitting trot from A to B

3 Posting trot left diagonal around corner to C

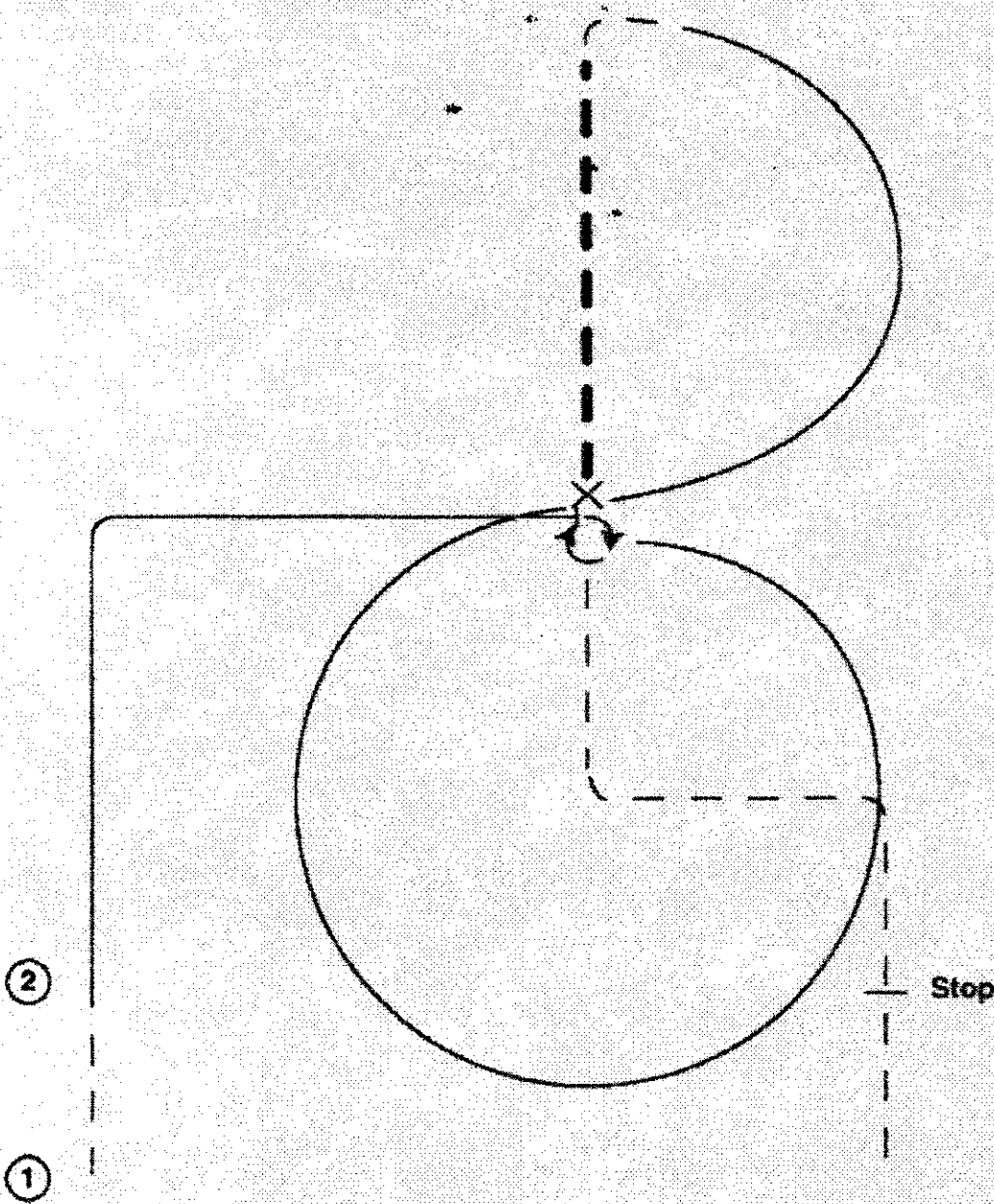
4 Before C, perform a figure 8 at the posting trot beginning to the right first

5 Complete the left circle and continue to C on the right diagonal

6 Stop and back one horse length.

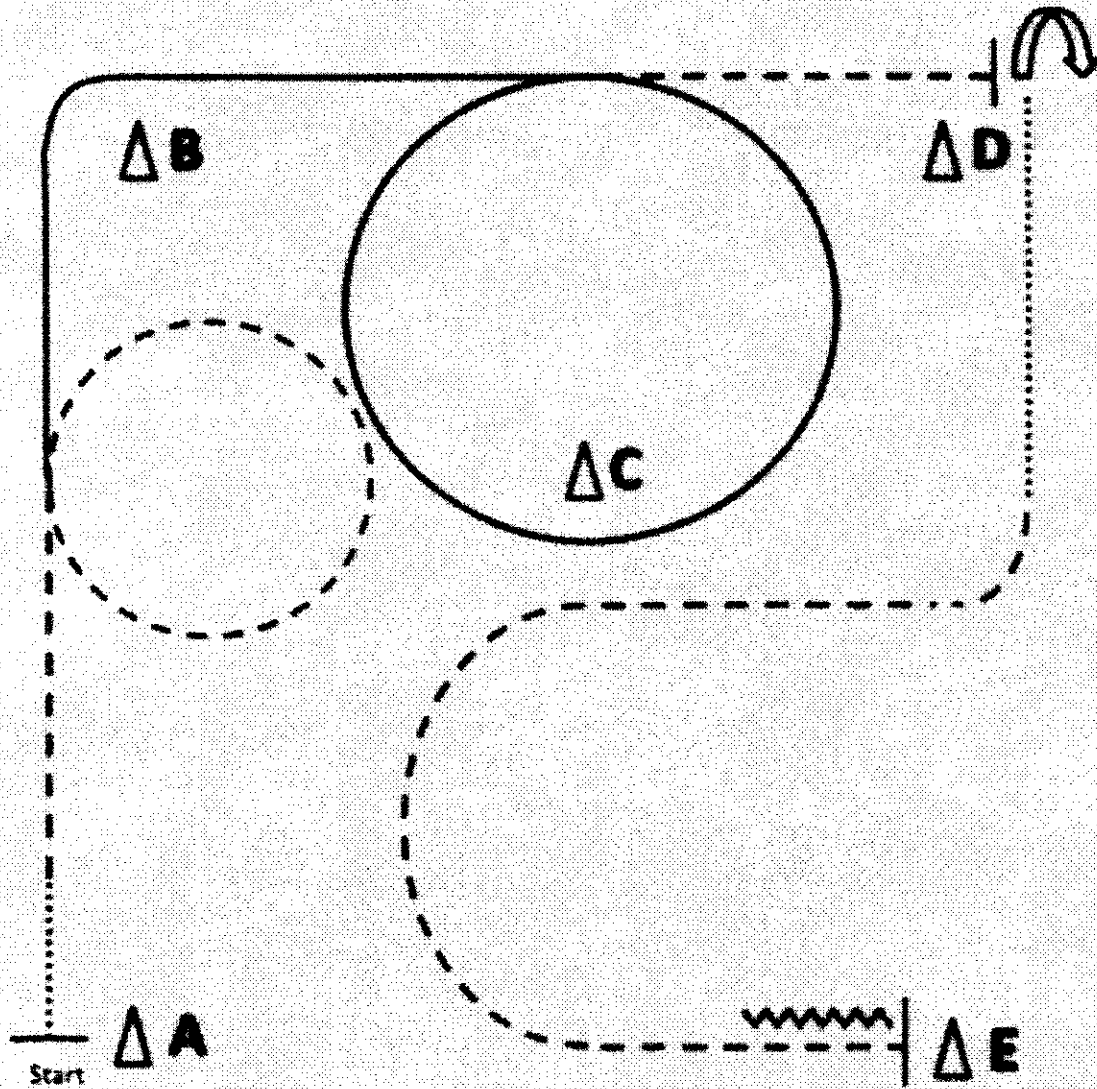
-C-

# LK 3 WHS







1. Walk from marker 1 to marker 2
2. Lope on right lead to the center of the arena
3. Stop. 360 turn to the right
4. Lope a large circle to right
5. Change leads (simple or flying)
6. Lope a 1/2 circle to the left with cadence
7. Transition to the jog. Make a left corner and execute an extended trot to the middle of the large circle
8. Transition to jog, turn left and then right
9. Stop across from marker 2
10. Hesitate and exit at the walk or jog

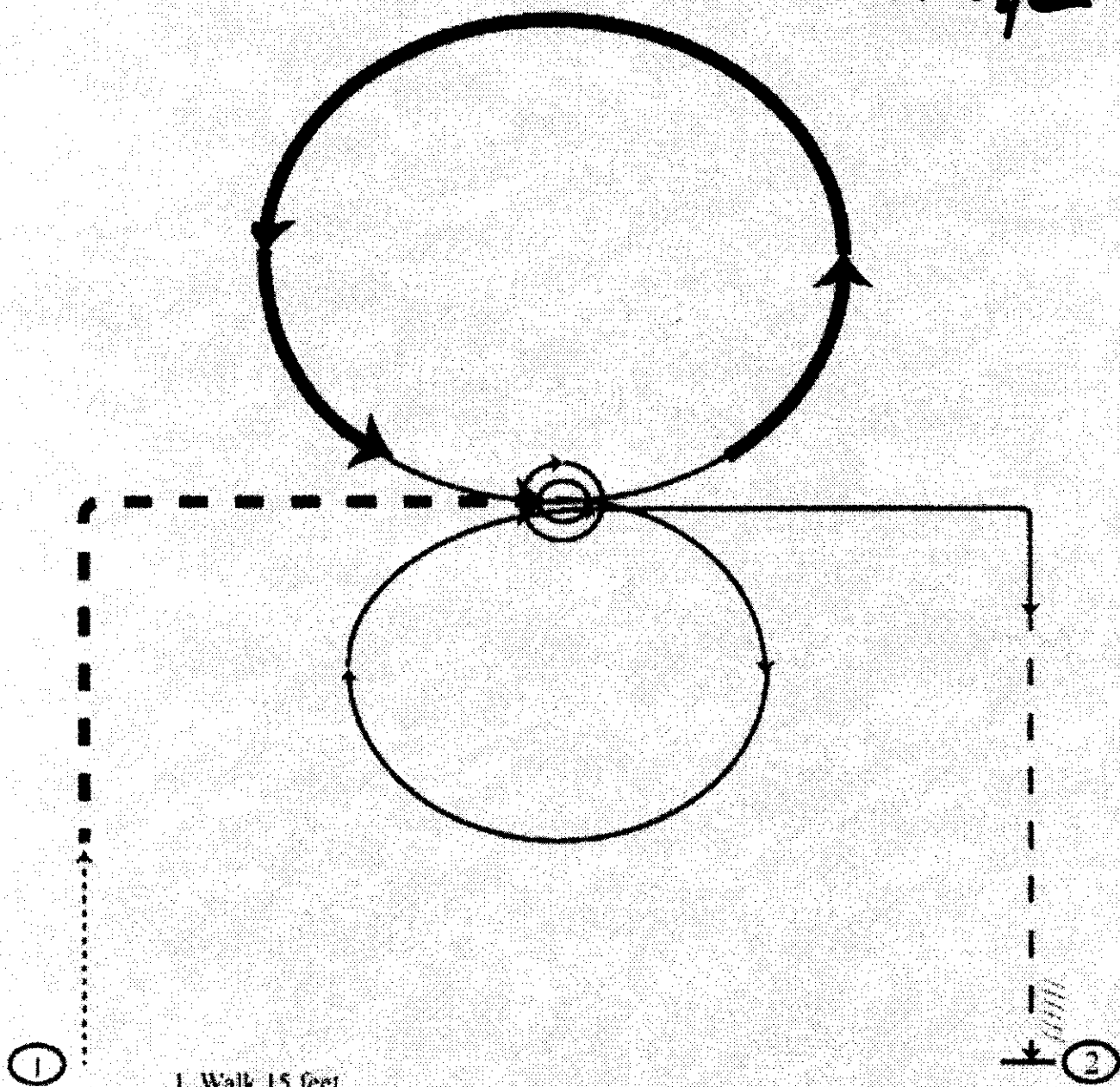
# LK 4 A/B HORSEMANSHIP



1. im Schritt anreiten
2. Antreiben
3. Trab-volte auf Höhe C, danach rechts angaloppieren
4. im Galopp um C
5. Durchparieren zum Trab
6. D Halten, 1/4 Turn nach rechts
7. Schritt, auf Höhe C antraben
8. im Trab zu E, E Halten, Back up, Grüßen

-  Back up
-  Schritt
-  Trab
-  Galopp

# Western Horsemanship *UK 1/2*

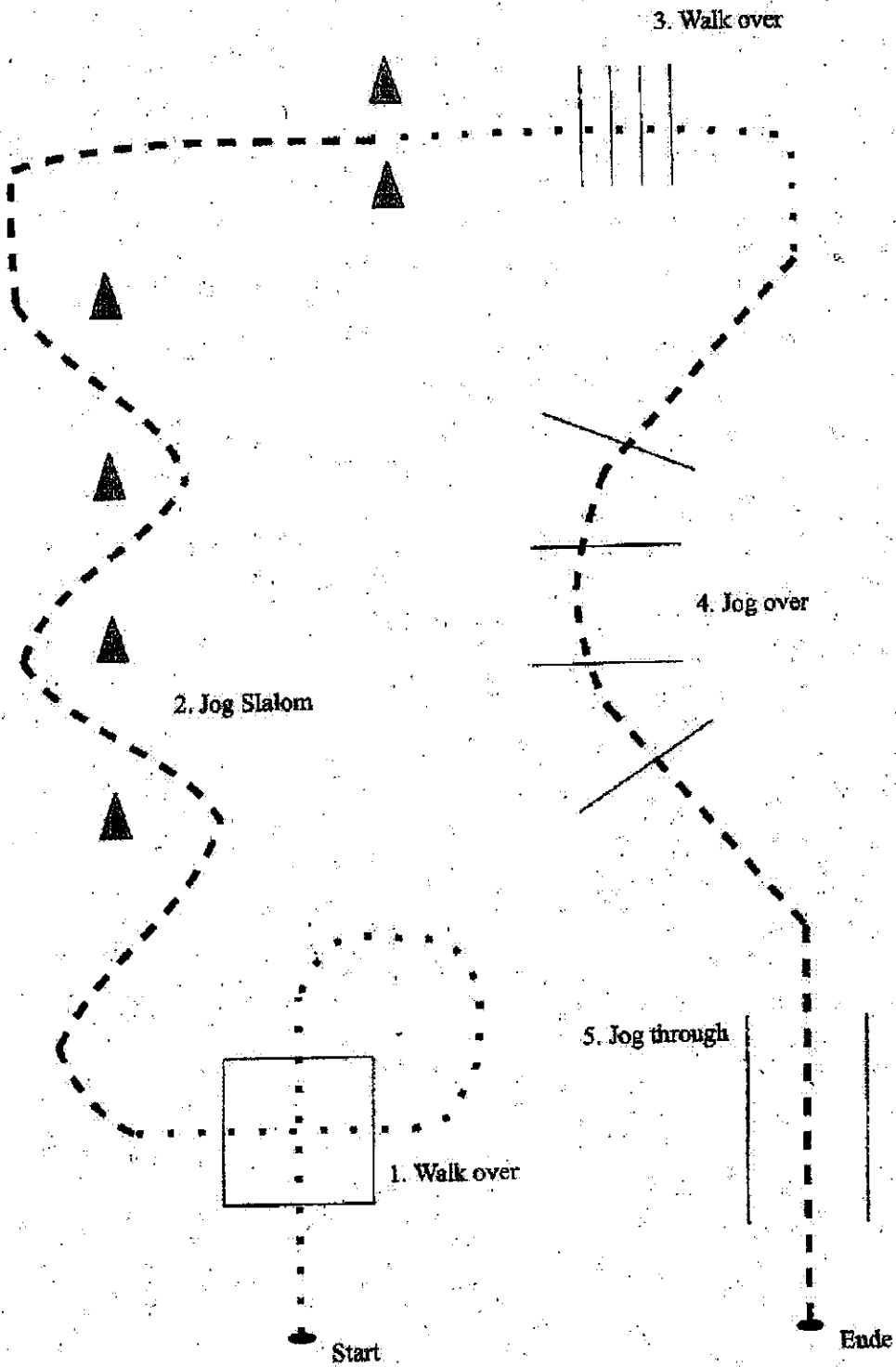


1. Walk 15 feet.
2. Extended jog to the middle of the arena.
3. 360° turn to the right and 360° to the left.
4. Lope a left lead circle, building speed before collecting to the lope. Change leads, flying or simple.
5. Lope a smaller circle to the right without losing cadence.
6. Lope a corner to the right.
7. Jog to marker. Stop and back 2 horse lengths.
8. Exit at a walk or jog.

**NOTE: The drawn description of this pattern is only intended for the general depiction of the pattern. Contestants should utilize the arena space to best exhibit their horses.**

# Wall Foot Trail

## Füßweg Trail





## Walk Trot Ranch Riding Pattern

1. Walk poles
2. Walk
3. Trot
4. One turn, either direction
5. Extend trot
6. Walk
7. Stop, back

